

HOMOEOPATHY

LAKSHYA



Education is that which enables one, to stand on his own legs- Swami Vivekanand

Volume: 9, Issue -1, March 2021 ■ Published by: SVHMC & H, Bhavnagar-364060, GUJARAT ■ Quarterly Bulletin

Chief Editor

Dr. Pranav Shah

Editorial Board

Dr. M. R. Kanani
Dr. Girish Patel
Dr. Apurva Patel
Dr. Ashish Mehta

Committee Members

Dr. Priti Muni
Dr. Ami Vyas
Dr. Gunjan Popat
Dr. F. Y. Pathan
Dr. Bhavin Mangukia
Dr. Poonam Sugandh
Dr. Manoj Ajmera
Dr. Kishor Rangwami
Dr. Bharat Pandya
Dr. Haresh Vaghela
Dr. Niraj Sanchaniya
Dr. Shruti Shah
Dr. Harikrishna Joshi
Dr. Divyang Gohel
Dr. Bhavin Vaghela
Dr. Kanan Bhatt
Dr. Dhilen Patel
Dr. Bhadrash Makvna
Dr. Nrupa Oza
Dr. Divya Darji
Dr. Jigna Sanischariya
Dr. Shruti Chhatbar
Dr. Urmi Jani
Dr. Jayesh Vankani
Dr. Bhavi Bhut
Dr. Sameer Thakar
Dr. Manisha Boricha
Dr. Nidhi Vyas
Dr. Khusbu Navdiya
Dr. Jaimin Chotaliya
Dr. Mital Gohil

Advisors

Dr. Hemant Mehta
(Dean - Govt. Medical
College – Bhavnagar)
Dr. Chinmay Shah

Homeopathic Approach For The Treatment Of Cancer

Introduction:

Homoeopathy is among the most famous alternative system of medicine. In Europe, Homoeopathy is used in cancer care extensively from 6% in cancer diagnosis[1,2] and almost 24% in breast cancer females.[3,4] Homoeopathy is most commonly used complementary and alternative medicine (CAM) in paediatric oncology in Germany and patient satisfaction with homoeopathic treatment is very high.[5] An overview of systematic reviews of CAM for cancer pain concluded that Homoeopathy might have a reduction in adult cancer pain.[6] Homoeopathy is a complete system of medicine which is established in practice and theory. The basis of Homoeopathy is that: • Similia similibus curentur (like cure like)

- Holistic treatment
- Serially diluted medicines prepared by succussion and dilution
- More a substance is diluted, more potent it becomes.[7]

Approach of homoeopathy in different types of carcinomas :

In an animal model study, the inhibitory effects of potentised preparations of Hydrastis, Lycopodium, Ruta and Thuja against sarcomas that were induced by 3-Methylcholanthrene in mice as well as hepatocellular carcinoma induced by N'-nitrosodiethylamine in rats was studied. Biochemical, morphological and histopathological evaluation revealed that the reduction of elevated marker enzymes and tumour size. Among the four used medicines, Ruta 200c was most effective in reducing tumour size and incidence of sarcomas.[15] A homoeopathic medicine, Chelidonium in ultra-low doses showed anti-tumour and anti-genotoxic potential against hepatocarcinoma that was induced by azo-dye mice.[16] Condurango ethanolic extract and tincture showed antiproliferative action in lung cancer through apoptosis.[17] In another animal study. Anti tumor and anti metastatic effects of various homeopathic medicines were studied in mice against transplanted tumors. Hydrastis and Ruta significantly increased the lifetime of Dalton's Lymphoma Ascites and Ehrlich Ascites Carcinoma induced tumour -bearing mice. Moreover, these medicines showed marked reduction of solid tumour volume on the 31st day after tumour inoculation. Most of the Hydrastis 1M-treated animals were completely tumour free. Hydrastis 1M, Lycopodium 1M and Thuja 1M exhibited antimetastatic effect in B16F-10 melanoma-bearing animals. These medicines showed inhibition of lung tumour nodule formation and decreased levels of γ -GT in serum.[18] Undifferentiated lung cancer, a woman with leiomyosarcoma and a child with an astrocytoma, were treated with a new homoeopathic approach of carcinogen-induced

apoptosis.[9] A homoeopathic medicine, Sulphur, showed anti-apoptotic effect in non-small cell lung carcinoma cells.[19] Sabal serrulata mother tincture showed the reduction of prostate tumour xenograft size significantly in an in vivo trial. Moreover, Sabal serrulata decreased PC-3 cell proliferation and DU-145 cell proliferation.[20] Permixon, a lipidosterolic extract of Sabal serrulata, is being used to treat symptoms of benign prostate hyperplasia (BPH). It treats BPH by activating the permeability of transition pore of mitochondria, NF-KB apoptotic pathway and inhibition of 5- α reductase inflammatory-related gene. Insufficient research hinders to prove that Sabal serrulata is the right medicine for prostate cancer. Thuja along with Conium and Sabal serrulata in combination can assure more effective treatment against BPH.[21] In another research study,

Anecdotal evidence showed the effectiveness of following medicines in different types of carcinomas.[25]

- + Calcarea flour for breast cancer with hard and stony lumps
- + Lapis albus for scirrhus and uterus malignancies with burning where oozing of fluid is black and putrid.
- + Silicea can be used as adjuvant to reduce cancer pain and also sarcoma with yellow and offensive discharge
- + Hecla lava is a bone cancerous remedy
- + Bryta carb for scattered lipomas
- + Bryta iodum can cure ovarian cancer and mammae cancer with tuberculosis tinge
- + Plumbum iodum in mastitis and induration of breast.
- + Bromine is a remedy for mammae cancer.
- + Phosphorus is used for cancer with bleeding tendency.
- + Iodum can be used for uterus cancers.
- + Cicuta virosa for epithelial cancer.
- + Kali sulph for facial epithelial cancer.
- + Cedron can be used to reduce the lancinating pains of cancer.

Palliative approach of homoeopathy in cancer:

Homoeopathy can be used as a supportive or palliative treatment.

As a palliative and supportive approach, homeopathy is used to develop general health and to relieve the pain and suffering resulting from other orthodox treatment.[1,9] A case of metastatic adenocarcinoma of the rectum, terminal squamous cell carcinoma of the cheek and carcinoma of the larynx received received homeopathic medicines prescribed on constitutional grounds relieved the patient symptoms markedly

Homoeopathic approach after radiotherapy:

A randomised controlled trial was conducted by Kulkarni to find the efficacy of Homoeopathy in decreasing the severity of radiotherapy-related adverse effects. Patients were grouped randomly divided into three groups. One group was given Causticum 30, a second group was given Cobaltum 30 and the third group received placebo. These medicines were selected on the basis of their use in decreasing symptoms of radiation reaction. Tumour reduction was insignificantly decreased in medicine groups.[27] In another study, effectiveness of homoeopathic medicines was investigated for radiotherapy-induced skin reactions in breast cancer patients. Patients were randomly divided in to two different groups. One group received homoeopathic treatment that consisted of X-ray 15 cH and Belladonna 7cH while the other group received placebo. A topical medication containing fluocortolone was also administered to both groups. Cutaneous and subcutaneous oedema, erythema, hyperpigmentation and skin heat were primary outcome measures. Homoeopathic treatment showed a transient benefit regarding decreasing hyperpigmentation and skin heat, however, results became insignificant at the end of follow-up.[28] A study with 254 participants proved topical Calendula as powerful prophylactic as compared to trolamine in radiotherapy-induced dermatitis.[29]

Homoeopathic approach after chemotherapy:

A preliminary, non-randomised controlled clinical trial tested the efficacy of Traumeel S on stomatitis occurred due to chemotherapy. Traumeel S is a homoeopathic combination prepared by combining Calendula 2X, Millefolium 3X, Belladonna 2X, Arnica 2X, Hepar sulfuris 6 × 0.1, Symphytum 6X, Mercurius 6 × 0.05 g, Echiria purpurea 2 × 0.025 ml, Aconitum 2 × 0.06, Chamomilla 3X, Bellis perennis 2 × 0.05 ml and Echinacea angustifolia 2X.

Mechanism of homoeopathic medicines in cancer

An animal model study (mice) showed immunomodulatory effects of homoeopathic medicines in high dilutions having antineoplastic effects thus proposing their mechanism of action through immune modulation. Sabal serrulata, Conium maculatum and Thuja occidentalis showed no direct cellular anticancer effects in an experimental animal study but slow the progression of cancer and decrease cancer occurrence and mortality significantly in induced prostate cancer in rats.

A study showed lack of immunomodulatory and apoptotic effects of Conium maculatum, Sabal serrulata, Thuja occidentalis in prostate cancer tissues of rats. An in vitro study was conducted to find the effect of homoeopathic medicines on gene expression that controls apoptosis on breast and prostate cancer cells. Asterias, Conium maculatum, Carcinosis, Sabal serrulata, Thuja occidentalis and Phytolacca were tested; however, no medicine showed significant inhibitory or growth-promoting activity against breast or prostate cancer cells.

Another study also showed no significant change by the use of homoeopathic medicines in mRNA levels of the apoptotic genes, cytokines interleukin (IL)-1 α , IL-1 β , caspase-1, 2 and 3, tumour necrosis factor and interferon- γ in lung metastasis and prostate tumour.

A nosode Carcinocin and a homoeopathic treatment regimen comprising Sabal serrulata, Conium maculatum and Thuja occidentalis were administered to observe effects on apoptotic genes. However, in an in vitro model, Hydrastis canadensis 30c and Condurango 30c showing gene modulating effects compared to placebo (succussed alcohol 30c).

Chelidonium in ultra-low doses showed anti-genotoxic potential against hepatocarcinoma that was induced by azo-dye in mice.[16] An in vitro study

Ruta 6X with calcium phosphate induces signals of apoptosis in transplanted DLA cell and might be useful in glial cell lymphoma or intracranial cancer. In Homoeopathy, Conium maculatum is being used traditionally for the treatment of cervix carcinoma and breast cancer. Its anticancer effect was studied in vitro in Hela cell. Conium caused accumulation of mucous membrane potential and reactive oxygen species and reduced colony formation and cell proliferation inhibiting sub-stage G of cell cycle. Phosphatidylserine cytochrome C and caspase 3 activation and inhibition of AKT and NF κ B lead toward apoptosis and cell proliferation.

Effects of dosage of homoeopathic medicines on cancer:

In an in vitro study, effects of homoeopathic medicines in low doses and high potencies in normal and cancerous human lymphocytes were studied. The methodology of study involved pretreatment of cells with either high potencies (pool 15–20c) or low concentrations (nM– μ M) of cadmium. After 120 h of medication, cells were exposed to cadmium (8–80 μ M). MTS/PES assay was used to assess cell viability. For lower potencies, NaCl 0.9% and for high potencies water 15–20c was used as control. Both lower and higher potencies of cadmium pretreatment significantly increased cell viability in primary lymphocytes after toxic doses of cadmium compared to cells that have pretreatment of control. Low doses pretreatment effect was also significant in cancerous lymphocytes; however, high potencies showed no effect in cancerous lymphocytes

Conclusion

Homoeopathy can be a useful approach in cancer. Various studies reported the effects of homoeopathic medicines in the management of cancer pain and other symptoms related to cancer. A few studies also tried to elaborate the mechanism of homoeopathic medicines in cancer using cellular and animal models. Some studies reported that apoptotic effects and modulation of gene expression of homoeopathic medicines in cancer while other studies negate this mechanism. In clinical arena, research studies of Homoeopathy in cancer are lacking and only described extended survival time in cancer patient or as an adjuvant with conventional treatment or removed side effects of conventional treatment. More evidence needs to be generated to demonstrate antitumour or antimetastatic potential in controlled clinical trial.

References

1. Molassiotis A, Fernandez-Ortega P, Pud D, Ozden G, Scott JA, Panteli V, et al. Use of complementary and alternative medicine in cancer patients: A European survey. *Ann Oncol* 2005;16:655-63
2. Lafferty WE, Tyree PT, Devlin SM, Andersen MR, Diehr PK. Complementary and alternative medicine provider use and expenditures by cancer treatment phase. *Am J Manag Care* 2008;14:326-34.
3. van der Weg F, Streuli RA. Use of alternative medicine by patients with cancer in a rural area of Switzerland. *Swiss Med Wkly* 2003;133:233-40.
4. Molassiotis A, Scott JA, Kearney N, Pud D, Magri M, Selvekerova S, et al. Complementary and alternative medicine use in breast cancer patients in Europe. *Support Care Cancer* 2006;14:260-7.
5. Längler A, Spix C, Edelhäuser F, Kameda G, Kaatsch P, Seifert G, et al. Use of homeopathy in pediatric oncology in Germany. *Evid Based Complement Alternat Med* 2011;2011:867151.
6. Bao Y, Kong X, Yang L, Liu R, Shi Z, Li W, et al. Complementary and alternative medicine for cancer pain: An overview of systematic reviews. *J Evid Based Complementary Altern Med* 2014;2014:1-9.
7. Paterson IC. Homeopathy: What is it and is it of value in the care of patients with cancer? *Clin Oncol (R Coll Radiol)* 2002;14:250-3.
8. Frenkel M. Homeopathy in cancer care. *Altern Ther Health Med* 2010;16:12-6.
9. Frenkel M. Is there a role for homeopathy in cancer care? Questions and challenges. *Curr Oncol Rep* 2015;17:43.
10. Unlu A, Kirca O, Ozdogan M. Homeopathy and cancer. *J Oncol Sci* 2017;3:77-80.
11. Kumar KB, Sunila ES, Kuttan G, Preethi KC, Venugopal CN, Kuttan R, et al. Inhibition of chemically induced carcinogenesis by drugs used in homeopathic medicine. *Asian Pac J Cancer Prev* 2007;8:98-102.

EDITED BY- Internee (Batch 2020-221)

- | | |
|------------------|-----------------------|
| • MAHESH SANGANI | • CHARMI SHAH |
| • EKTA RUPAREL | • PRANA SENTA |
| • HIRVA SOLANKI | • ISHWA SOMAN |
| • KAJAL SOLANKI | • KUMARIDEVI SARVAIYA |
| • RAJESH SOLANKI | |

Dr. Jaimin R. Chotaliya M.D. (Hom.)
Asst. Professor (Department of Repertory)
jaiminchotaliya@gmail.com

Swami Vivekanand Homoeopathic medical college
 and Hospital, Dr. Hahnemann Marg, Sidsar road, Bhavnagar. 364060

EPIDEMICS AND PIONEERS: LEARNING FROM PAST FOR COVID-19

ABSTRACT:

It is imperative to give some space for learning. As we know learning does not have any boundaries. Someone learns from their own experience and someone from other people's experience. To create something new, it is important to learn from past for better application. In this COVID-19 situation, everyone is focusing on the scope of Homoeopathy for management of COVID-19 and try to find out some ways in their own unique way. Research is one of the essential requirements for Homoeopathy. Prophylaxis and management by Homoeopathy are the main focus points. In every type of research, review of literature is necessary and considered as a foremost step. So, let's take some glimpses from experience of our Homoeopathic pioneers for better guidelines in this research-oriented Homoeopathy and it might give some new ideas in this research of Homoeopathy.

KEYWORDS: Prophylactic management, Pioneers, Epidemic

INTRODUCTION:

Epidemic, pandemic, and endemic are the words used when not a single person but mass of people is affected with some less frequent or new disease condition occurred. These conditions called epidemic or pandemic were also occurred in the past and during that time our pioneers gave huge contribution for betterment of people. Their way of prophylaxis and management might prove better guidelines for research in this current situation. So, retrospective study is better option to learn their expertise.

Dr. Samuel Hahnemann:

Founder of Homoeopathy and well known for his bold and experimental attitude to explore the truth in medical world. His management of scarlet fever is considered as an inspirational step in Homeo-prophylaxis. The treatment and prevention skills were mentioned by him in his pamphlet "CURE AND PREVENTION OF SCARLET FEVER" in 1801 and informative guidelines for differentiate two epidemics and their management gives us good idea to understand the epidemic and their own individualistic nature.

Dr. Hahnemann mentioned about it with few lines in foot note of Aphorism 73. His different medicines (like Aconite and Belladonna) for two different epidemics were a classical example for management for epidemic. Case taking and GENUS EPIDEMIC selection during epidemic is presented in Aphorism 100-104.

In his cure and prevention of scarlet fever, a few lines about his remedy selection and view regarding its action was impressive one. They are as follow, "The remedy capable of maintaining the healthy uninfected by the miasm of scarlatina, I was so fortunate as to discover. I found also that the same remedy given at the period when the symptoms indicative of the invasion of the disease occurs, stifles the fever in its very birth; and, moreover, is more efficacious than other known medicaments in removing the greater part of the after-sufferings following scarlatina that has run its natural course, which are often worse than the disease itself." [6]

Dr. Boenninghausen:

His advice for cholera epidemic was one of the good reflections of his insight in medical science as physician. There were four advices in detail but let's take it in short summary style.

"The first duty, therefore, must be, also, as this may be effected by sanitary and police regulations, to remove everything which might cause fear and anxiety. Among such measures we would enumerate quarantines,

warning-tablets and unusual forms of funerals, as also all measures and proceedings which would present this disease in the eyes of the public as particularly dangerous and deadly. Even the establishment of cholera hospitals has proved itself deleterious, as cholera patients usually show a decided opposition for them, and the transportation to these places usually advances the disease by a whole stage, so that for this very reason the sphere of action of the resident physician in a cholera hospital becomes a very sad one. At the approach or at the breaking out of an epidemic of cholera, we would, therefore, urgently advise carefully to avoid everything which might tend to cause despondency, fear, terror and anxiety.”(This is what we are currently taking measures during COVID-19 pandemic, which he mentioned a century before)

In his other advices, he included diet and regimen during epidemic and remedy selection.[3]

He successfully used preventives during the cholera epidemic in Europe (1849). The mortality rate was 54-90% in conventional medicine, whereas Homoeopathy had only 5 –16% mortality. In his lesser writings, he had mentioned about his experience on Thuja for the prevention of small pox. Once he said, “Variolinum 200 is far supreme to crude vaccinations and absolutely safe”.

Dr J.H.G. Jahr:

Dr. Jahr’s view in prophylaxis is important to study. He mentioned about prophylaxis of cholera with Hering’s advice to use of Sulphur. “Except Hering’s proposal to wear sulphur between a woolen stocking and the sole of the boot, I do not know of a single prophylactic measure that has stood the test of experience. On the contrary I have seen several persons attacked by Cholera who used Veratrum album, Cuprum metallicum and Camphor quite liberally and never went out a single morning without first having swallowed one or the other of these remedies according as their caprice or a methodical routine prompted them. Those who took Veratrum at the first premonitory sign of diarrhea and did not repeat the medicine until another attack of diarrhea set in, remained all of them exempt from cholera, so that, during the cholera-years of 1853, 1854, 1865 and 1866, I had not a single case of cholera to treat either among my regular patients, or among acquaintances who took Veratrum as advised. My cholera-patients were either strangers or such as came to me from the hands of other physicians. I can say the same thing of those who used Sulph. as a preventive in accordance with Hering’s advice.”[7]

Dr. Adolph von Lippe:

In his commentary of Kalibichromicum, “During the prevalence of epidemic measles, I have seen frequent occurrence of cases that, as soon as the eruption developed itself, a hoarse, croupy cough set in, which much distressed the patient; the nose became sore, small ulcers formed in the nostrils, and the discharge became at once tough, thick, viscid, stiff. The expectoration soon became stringy and tough, and detached with great difficulty; the patient was then generally much worse than in the ordinary measles. Aconite, which corresponds with the slight, intolerable, hacking cough preventing sleep and causing great restlessness, gave no relief, nor did Bryonia or Phosphorus. control this cough; but Kali bichromicum., which I always give in the 200th or a higher potency, promptly cured these cases; and the patients generally recovered fully without any other medicine”.[8]

Dr. Samuel Lilienthal:

His advice in dysenteric epidemics, “Prophylaxis consists in taking care of the diarrhea as during dysenteric epidemics because the diarrhea produces an increased susceptibility for the dysenteric poison, in removal of the dejections of dysenteric patients, in disinfection of the intestinal discharges, and in disallowing the use of all linen used by dysenteric patients.”[15]

Dr. Caroll Dunham:

Dr. Dunham in his book “Science of Therapeutic” mentioned about Hahnemann’s management of cholera epidemic with Camphor, Cuprum metallicum and Veratrum album in 1831. Apart from that he also mentioned about one example of cholera epidemic that was treated with successful result. “Dr. A. Cricca, of Smyrna, in a report dated September 28, 1865, says of those who, under his directions, used the prophylactic remedies: “Out of the very considerable number of persons of all classes and conditions (600 families or about 3,000 individuals) not one (to our knowledge) has been attacked with real cholera. Their slight derangements of stomach have been easily cured by Veratrum album.”

Advice given by Dr. Dunham for selection of remedy -The selection of the prophylactic remedy must, to some extent, be governed by the nature of the epidemic, and therefore the best preventive cannot always be determined until the epidemic has appeared, and its peculiar nature has been ascertained.[5]

Dr. H. C. Allen:

Dr. Allen with his experience with Diphtherinum and his confidence with use of that medicine clearly reflected in these lines, Under the Diphtherinum, he mentioned “It will cure in every case that crude antitoxin will and is not only easy to administer but safe and entirely free from dangerous sequelae.”[1]

“The author has used Diphtherinum for twenty-five years as a prophylactic in Diphtheria and has never known a second case to occur in the family after it had been administered. The profession is asked to put it to the test and publish the failures to the world.”

Dr. Burnett:

In his book “Vaccinosis and its cure by Thuja”, he mentioned about the Homoeo-prophylaxis and importance of statistics in it.

Dr. Anshutz:

Another example of importance of statistics was present with Dr. Anschutz’s Variolinum in small pox epidemic. Some lines from this data will be helpful to focus on questions for collecting the type of data. There were following,

- I. Number whom you protected by Variolinum. . .
- II. Number that you know to have been exposed to small-pox after taking Variolinum.
- III. Number who had small-pox after taking Variolinum.^[2]

Dr. Margret Tyler:

She said, “Homoeopathy has employed successfully, the disease, whether natural or artificial (i. e. drug disease), in potentized form, and given by the mouth. Old school blundering after, always buying its experience at the costliest and too often at the expense of the sick, - has used material doses- the largest it dare give not the smallest that are effective, and instead of employing mere power, mass being eliminated, it injects even the actual germs, even living germs – so many to a dose: injects them, to insure their getting in.” [16]

Dr. Stuart Close:

Dr. Close gave some guidelines regarding importance of past history and present history in detail in relation to cause, he mentioned, “Instead of seeking the cause and character of a presenting form of disease only in that which is immediate and near at hand, we should seek the more remote causes which have manifested themselves in the sequence of disorders and diseases which have preceded the present form. Upon the adoption of this principle depends the power of prevision and progress, as well as efficient prophylaxis and therapeutics”[4]

Dr. A. H. Grimmer:

Dr. Grimmer said, “Homoeopathic prophylaxis never causes anaphylaxis or shock, never results in secondary infection, never leaves in its wake serum or vaccine disease or any other severe reaction; it simply

protects surely and gently". He gave some examples of Homeo-prophylaxis such as Belladonna for scarlet fever, Diphtherinum and Merc. Cyanatum for diphtheria, Carbo vegetabilis and cuprum metallicum for whooping cough, etc. [17]

Dr.F.Sum:

Dr.Sum in his remarks on pneumonia prevalence in Vienna, mentioned about the therapeutic measures with symptomatology of pneumonia and even describe about complications and his treated cases. [11]

Dr.Muller:

Efficacy of Apis in diphtheria epidemic was mentioned by him, "This paralysis appeared to me to be the sequela of diphtheria, especially as during the great diphtheria epidemic in North Germany in 1861 and 1862, many cases ended in paralysis, which only after a long time yielded to treatment (under allopathic treatment). The symptoms corresponding with those of Apis, I gave her first the 30th, later the 200th potency, to be dissolved and taken in water. The paralysis gradually improved, but much quicker than it developed itself." [9]

Dr. C.W.Boyce:

In dysentery epidemic, his treatment in epidemic with elaboration of symptomatology and therapeutic measures in every type of case is worth to study. [10]

Dr.H.V.Miller:

His view regarding dysentery/cholera epidemic and intermittent fever, where he mentioned; "As cholera and dysentery epidemics are sometimes preceded or accompanied by a severe form of intermittent fever, so they are often found to be curable by the same class of homoeopathic remedies". [12]

Dr. J. F. Cooper:

His discrimination about the variola epidemic and its working method on treatment part was appreciable one.[13]

C. Baelz:

His extracts from the Berlin Weekly Medical News, gives us good guidance as he mentioned about works and views of some other physicians. Prevalent situation during that era with his view in it was interesting one to study.[14]

Dr. Nicholasville:

Doctor's experience during epidemic of la grippe or influenza was a remarkable example to manage epidemic. Let's see in his own words, "At the time of the epidemic of la grippe or influenza in the early months of the present year, I had the good fortune of treating 366 acute cases, and 43 cases (chronic) which had been prescribed for by others or were self-medicated with antipyrine, quinine, calomel, teas of different kinds, and whiskey, etc. These latter patients came to my office during the period of 6 to 10 weeks after the subsidence of the acute symptoms of the disease and each suffering in different ways and in various degrees, all of whom were quickly relieved of their several affections by the indicated remedy." [18]

CONCLUSION:

Homoeopathic science is rich with the experiences of our pioneers and each of them teach us something important that helps in exploration of this gentle healing art. This is just a small atom of whole matter but this article is intended to present with view that learning with pioneers will help us to give direction in this situation.

BIBLIOGRAPHY:

1. Allen H. C., Keynotes and characteristics with comparisons of some of the leading remedies of the Materia Medica with Bowel nosodes, 8th edition, 18th impression 2018, B. Jain publishers, New Delhi (p. 119)
2. Anshutz E. P., New old and forgotten remedies, RADAR V. 10 – Encyclopedia of Homoeopathica
3. Boenninghausen Von, Lesser writings of Boenninghausen compiled by T. L. Bradford, translated from the original German by Prof. L. H. Tafel, 12th impression – 2016, B. Jain publishers, New Delhi (p. 301)

4. Close Stuart, Lectures and essays on Homoeopathic philosophy, Reprint 1986, B. Jain publishers, New Delhi (p. 12)
5. Dunham Carroll, Homoeopathy the science of therapeutics, B. Jain publishers, New Delhi. (p. 524)
6. Hahnemann S., lesser writings of S. Hahnemann (collected & translated) by R. E. Dudgeon, 13th impression – 2017, B. Jain publishers, New Delhi. (P. 377)
7. Jahr G. H. G., 40 years of practice, B. Jain publishers, New Delhi.
8. Hahnemannian Monthly 1865-66, No.1, Zomeo V. 3.0
9. Hahnemannian Monthly 1865-66, No.2, Zomeo V. 3.0
10. Hahnemannian Monthly 1865-66, No. 9., Epidemics in Cayuga county during, Zomeo V. 3.0
11. Hahnemannian monthly 1871-1872, No.2, remarks on pneumonia prevalence in Vienna. Zomeo V. 3.0
12. Hahnemannian monthly 1871-1872, No.4, Homoeopathic treatment of intermittent fever.
13. Hahnemannian monthly, Cooper J.F., Variola 1871-1872, No. 6. Zomeo V. 3.0
14. Hahnemannian monthly 1871-1872, No. 9, On Vaccination. Zomeo V. 3.0
15. Hahnemannian monthly 1872-73, Buchner J., of Munich Translated from Hirschel's Klinik, Dysentery, Oct. 15, 1872, by S. Lilienthal. Zomeo V. 3.0
16. Homoeopathy editorial by Dr. M. L. Tyler, June-1938, Vol. VII no. 7 – Zomeo V. 3.0
17. Homoeopathic recorder by Royal Hayes, December-1949, Vol. LXIV no. 6 – Zomeo V. 3.0
18. Pneumonic grippe, or pneumonic influenza by Nicholasville, Ky. Hahnemannian monthly 1890, No.3, Zomeo V. 3.0



Swami Vivekanand Homoeopathic Medical College & Hospital, Bhavnagar - Gujarat.

Speaker



Dr Hitarth Mehta

Principal
Rajkot Homoeopathic Medical College,
Rajkot, Gujarat.

Webinar on

An Insight to Various Neurological Maladies and Homoeopathic Remedies

Date : 01, January 2021 Time : 11 am to 12 pm

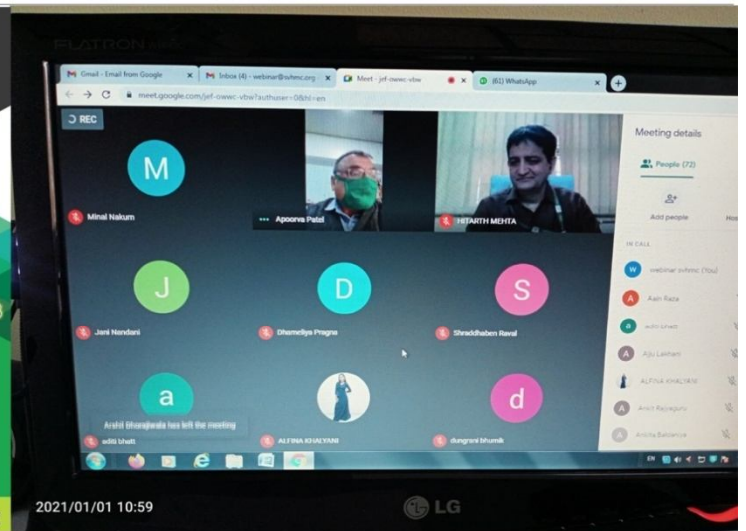
Platform: Google Meet

Organized by

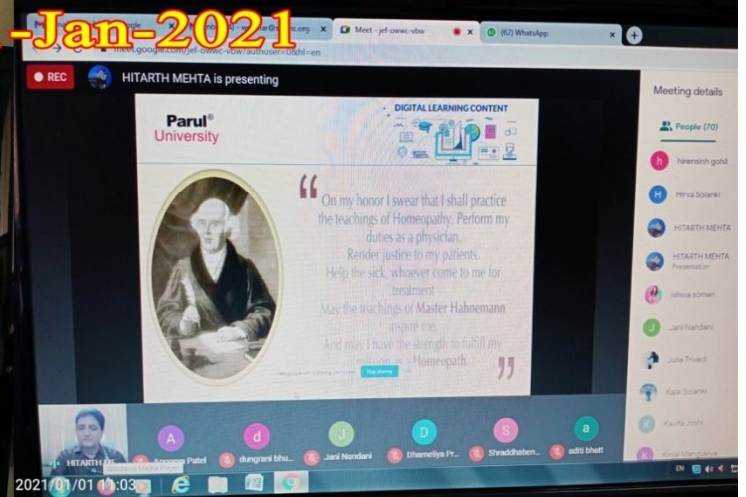
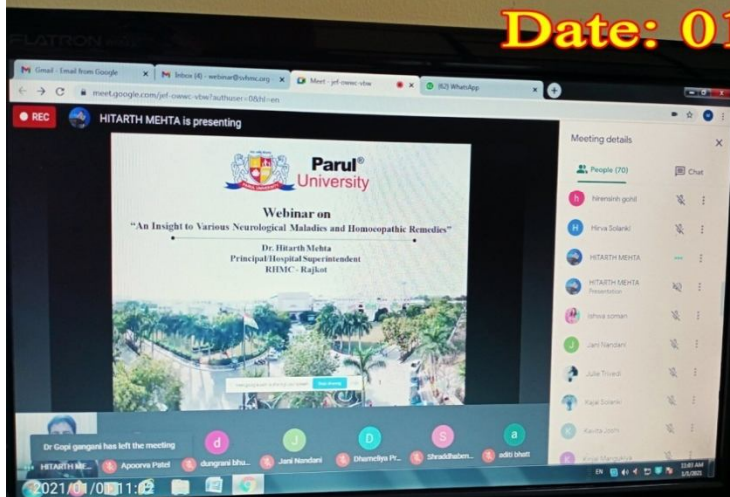


Swami Vivekanand Homoeopathic Medical
College & Hospital Bhavnagar - Gujarat

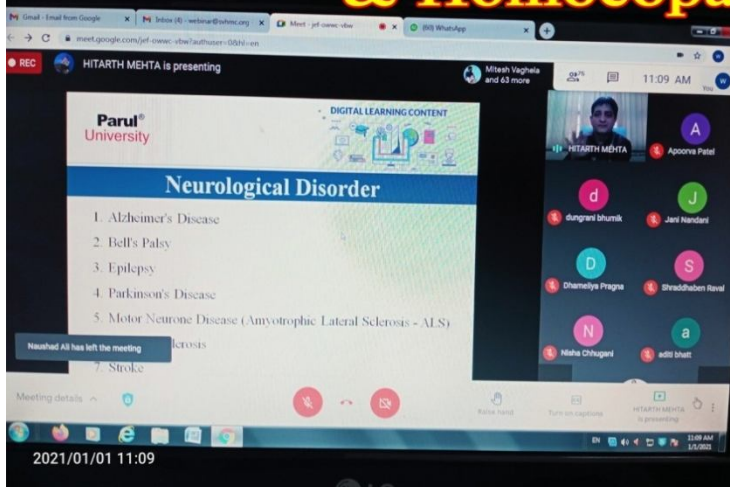
svhmcBhavnagar, svhmc, Svhmcbvn, www.svhmc.org



Webinar for B.H.M.S. Students Date: 01-Jan-2021



"An Insight to various Neurological Maladies & Homoeopathic Remedies"



Discipline

Dedication

Devotion



Swami Vivekanand Homoeopathic Medical College & Hospital, Bhavnagar - Gujarat.

Speaker



Dr. Nrupa Oza

M.D. (Hom.)

Assistant Professor -
Department of Homoeopathic Pharmacy,
SVHMC & H, Bhavnagar (Gujarat)

Continues Medical Education Program
Differentiation of Various 'Lac Group' of Remedies

Date : 19, January 2021 Time : 09:00 am to onward

Organized by :-



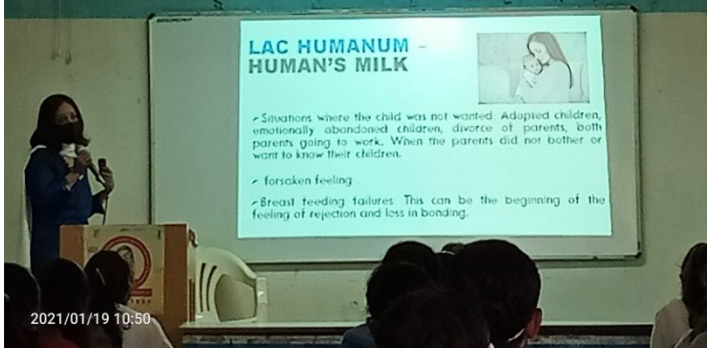
Swami Vivekanand Homoeopathic Medical
College & Hospital, Bhavnagar - Gujarat

svhmcBhavnagar, svhmc, Svhmcbvn, www.svhmc.org



2021/01/19 10:46

**Continues Medical Education Program for
B.H.M.S. Students
Date: 19-Jan-2021**



2021/01/19 10:50



2021/01/19 09:46

“ Differentiation of Various 'Lac Group' of Remedies ”



2021/01/19 11:00



2021/01/19 09:47



Swami Vivekanand Homoeopathic Medical College & Hospital, Bhavnagar - Gujarat.

Speaker



Dr. Sameer Pathan

MBA - Belgium, PGDPHM - Delhi,
BHMS - India (SVHMC&H)

Continues Medical Education Program

OPEN DIALOGUE: UNCONVENTIONAL CAREERS

Date : 21, January 2021 Time : 2.30 pm Onwards

Organized by :-



Swami Vivekanand Homoeopathic Medical
College & Hospital, Bhavnagar - Gujarat

[svhmcBhavnagar](https://www.facebook.com/svhmcBhavnagar); [svhmc](https://www.instagram.com/svhmc); [SvhmcBvn](https://twitter.com/SvhmcBvn); www.svhmc.org



Shot on vivo Z1x
Vivo AI camera

**Continues Medical Education Program for
B.H.M.S. Students**



Shot on vivo Z1x
Vivo AI camera

Date: 21-Jan-2021



Shot on vivo Z1x
Vivo AI camera

"Open Dialogue Unconventional Careers"



Shot on vivo Z1x
Vivo AI camera





Swami Vivekanand Homoeopathic Medical College & Hospital, Bhavnagar - Gujarat.

Speaker

Dr. Hardik Parikh

Ph.D., M.D.(Hom.)

Gandhinagar Homoeopathic Medical College,
Gandhinagar.



Continues Medical Education Program
"HOMEOPATHIC APPROACH IN MANAGING COMMON
& ADVANCED PEDIATRIC AILMENTS"

Date : 23, January 2021 Time : 11:00 am to onward

Organized by :-



Swami Vivekanand Homoeopathic Medical
College & Hospital, Bhavnagar - Gujarat

f svhmcBhavnagar, ig svhmc, tv Svhmcbvn, www.svhmc.org



**Continues Medical Education Program for
B.H.M.S. Students
Date: 23-Jan-2021**



**"Homeopathic Approach in Managing Common
& Advanced Pediatric Ailments"**



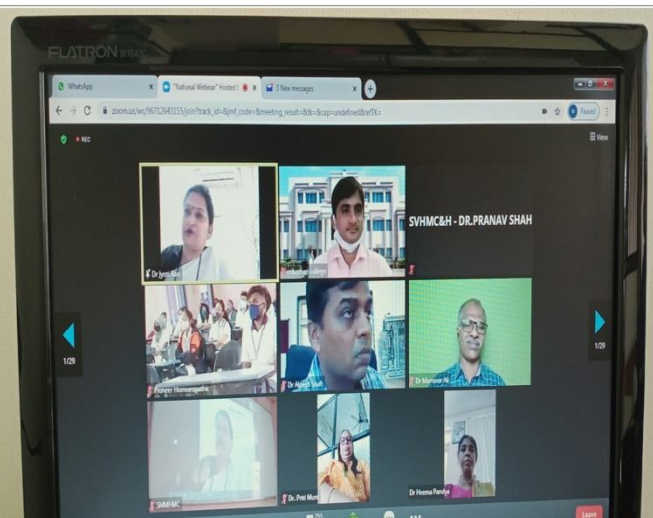
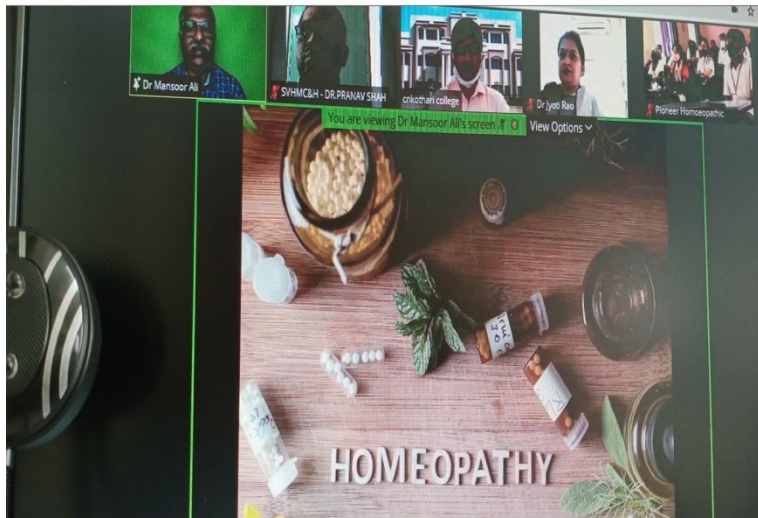
Discipline

Dedication

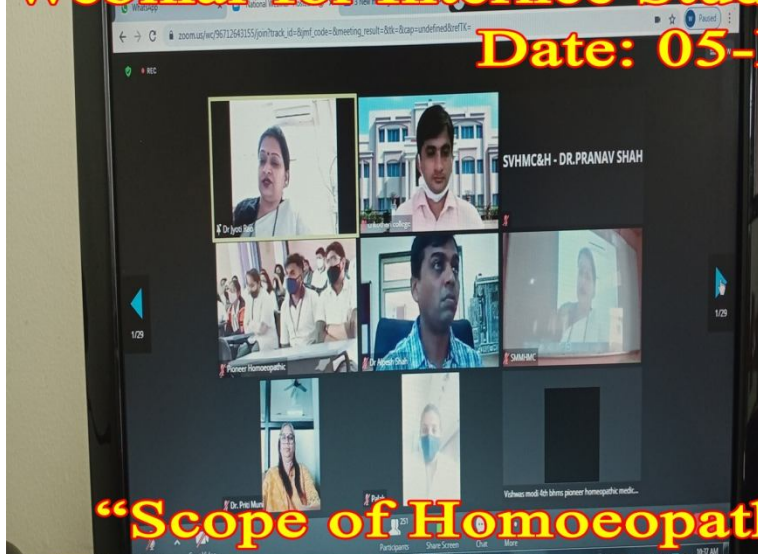
Devotion



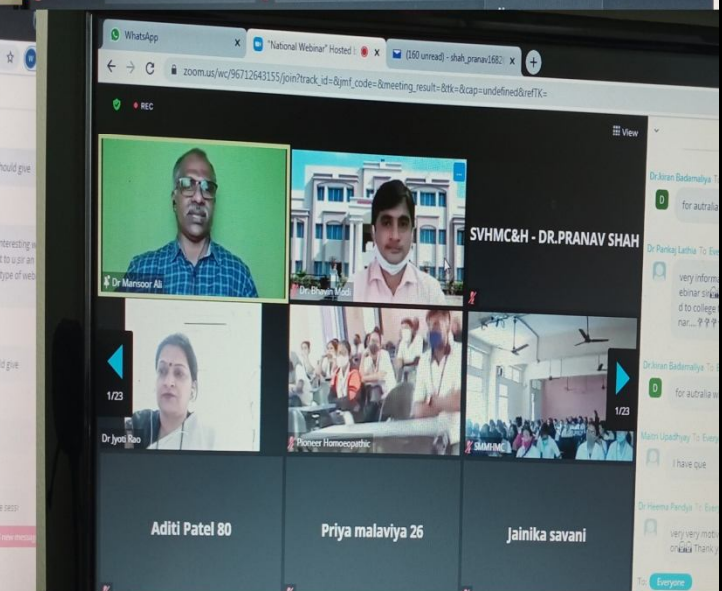
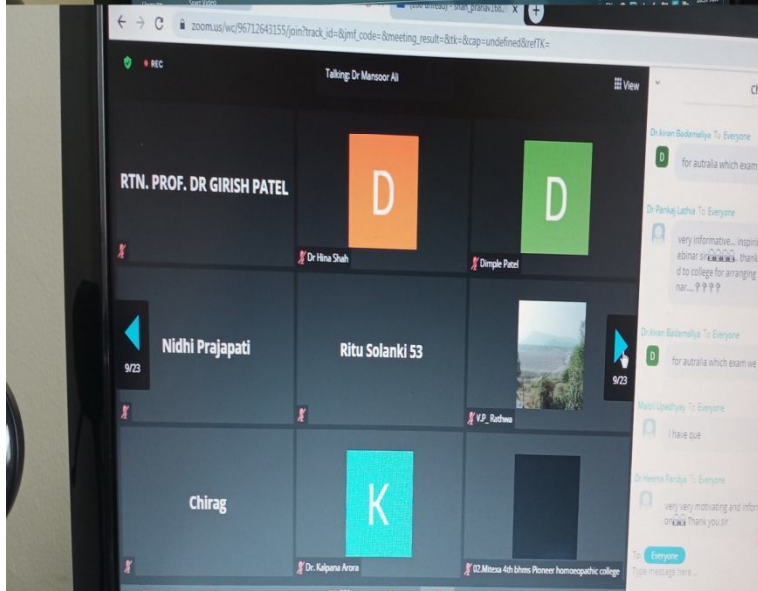
Swami Vivekanand Homoeopathic Medical College & Hospital, Bhavnagar - Gujarat.



Webinar for Internee Students by Dr. Mansoor Ali Date: 05-Feb-2021



“Scope of Homoeopathy in India & Abroad”



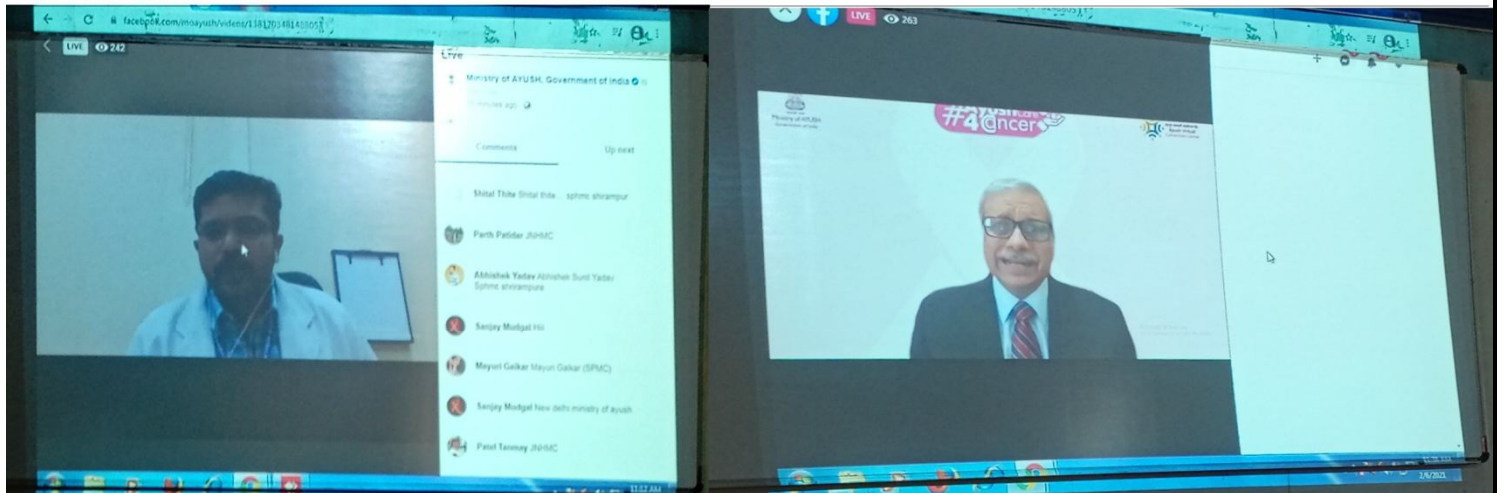
Discipline

Dedication


Devotion




Swami Vivekanand Homoeopathic Medical College & Hospital, Bhavnagar - Gujarat.



Ayush Webinar for Internee Students & Faculties
Date: 06-Feb-2021



“World Cancer Day”



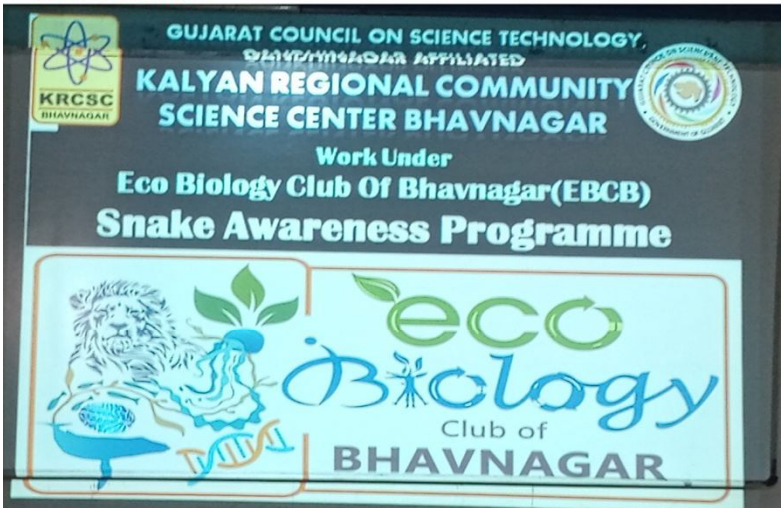
Discipline

Dedication

Devotion




Swami Vivekanand Homoeopathic Medical College & Hospital, Bhavnagar - Gujarat.



Workshop for S. Y. B.H.M.S. Students
Date: 18-Feb-2021



“Snake Awareness Programme”






Swami Vivekanand Homoeopathic Medical College & Hospital, Bhavnagar - Gujarat.

Visit By Students of Fourth BHMS.

Date : 19-Feb-2021



**"Water Filtration Plant, Shree Deepakbhai Mehta Road,
Takhteshwar, Vidhyanagar, Bhavnagar, Gujarat "**



Swami Vivekanand Homoeopathic Medical College & Hospital, Bhavnagar - Gujarat.

Industrial Visit - Sumitomo Chem. Ind. Ltd. Date: 20-Feb-2021



" DEPARTMENT OF COMMUNITY MEDICINE "






Swami Vivekanand Homoeopathic Medical College & Hospital, Bhavnagar - Gujarat.



Education Visit - Fourth BHMS Students Sarvotam Dairy - Sihor (Bhavnagar)



Date: 25 & 27- Feb-2021



Discipline

Dedication

Devotion



Swami Vivekanand Homoeopathic Medical College & Hospital, Bhavnagar - Gujarat.



Orientation Program For New Batch of F. Y. BHMS Date: 09/03/2021




Discipline

Dedication

Devotion



Swami Vivekanand Homoeopathic Medical College & Hospital, Bhavnagar - Gujarat.



One Day Seminar with Dr. Bhaskar Bhatt Date: 14/03/2021 (Senior Homoeopath)



"Selection of Remedy - Different Methods"



SWAMI VIVEKANAND HOMOEOPATHIC MEDICAL COLLEGE & HOSPITAL

(Recognized by UGC For 2(F) 12(B) and UGC Act - 1956)

(Managed by: Smt. V. T. Kevadia & Smt. D. R. Kikani Charitable Trust)

Affiliated to Maharaja Krishnakumarsinhji Bhavnagar University

Dr. Hahnemann Marg, Nr. Sports Complex, At - Sidsar,
Dist.: Bhavnagar-364060 - Gujarat.

<http://www.svhmc.org>, E-mail: lakshhomoeotime@yahoo.com

Printed Matter

PIN

Discipline

Dedication

Devotion